

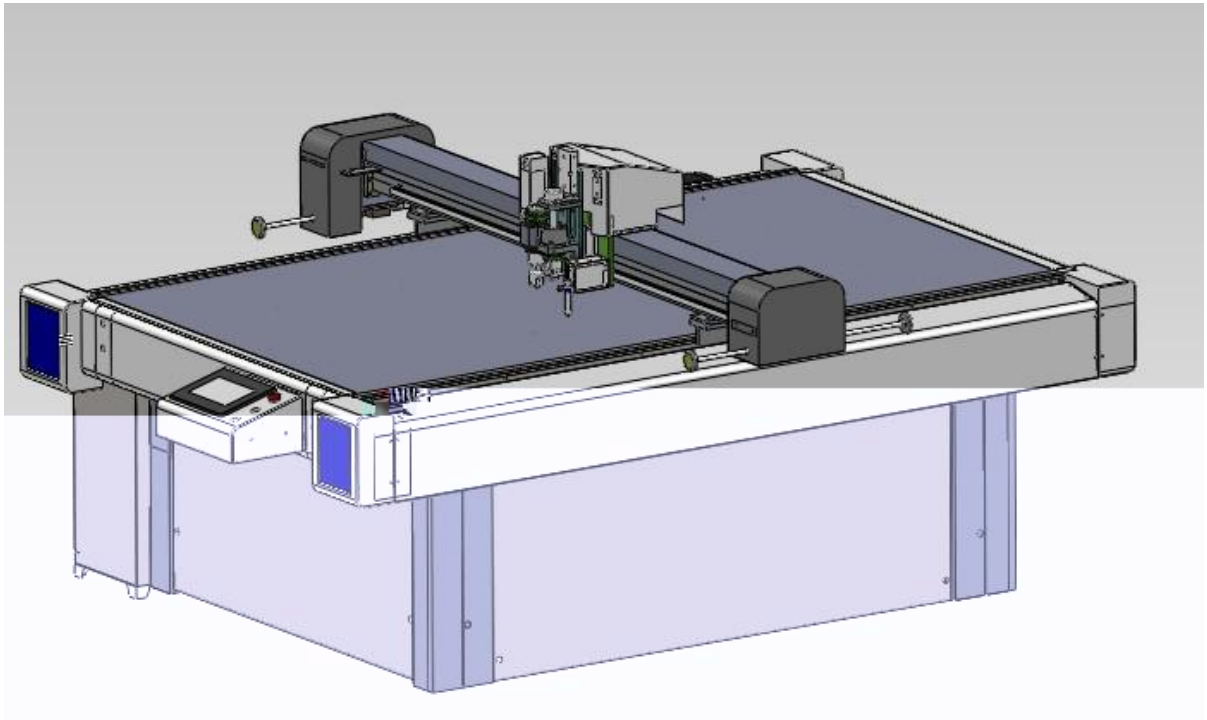




-
-
-
-
-



RJMC	4
1-1	4
1-2	4
1-3	
1-4	
1-	
1-	
1-	
2-1	
2-2	10
2-	11
1	11
2	11
3	11
4	12
5	13
6	14
7	15
8	16
9	16
2-	17
2-	18
2-	19
	20
	22




1-1

2)

1

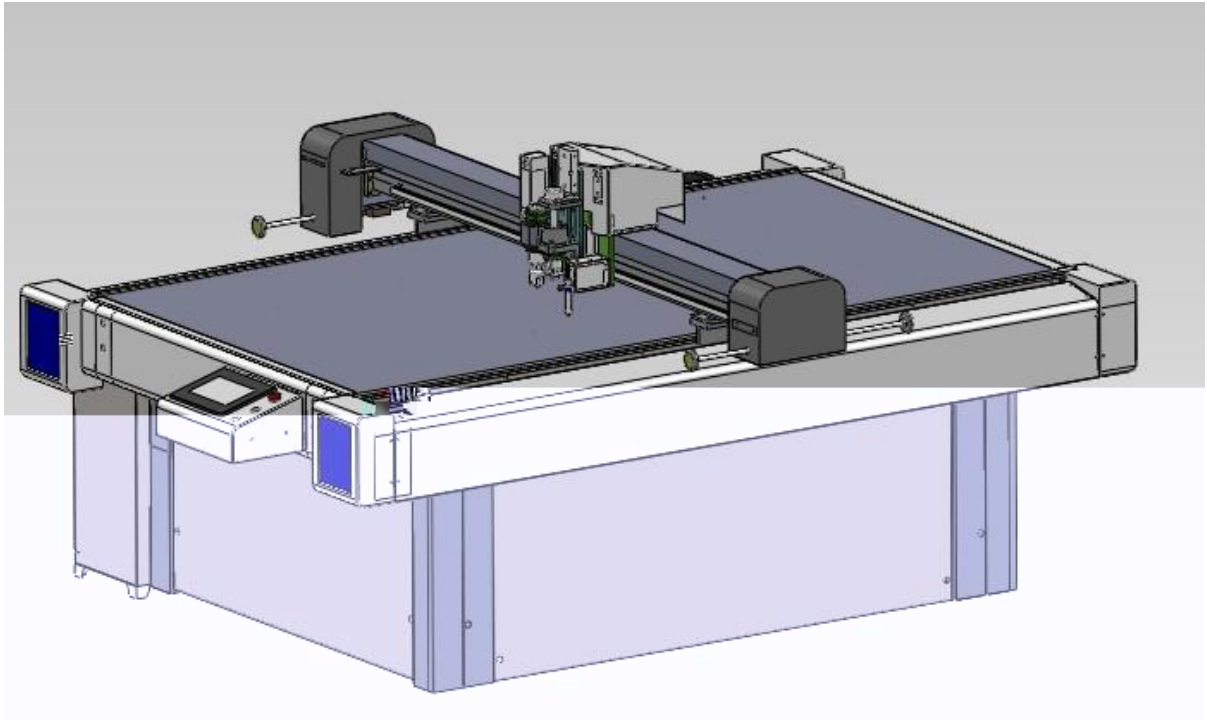
2

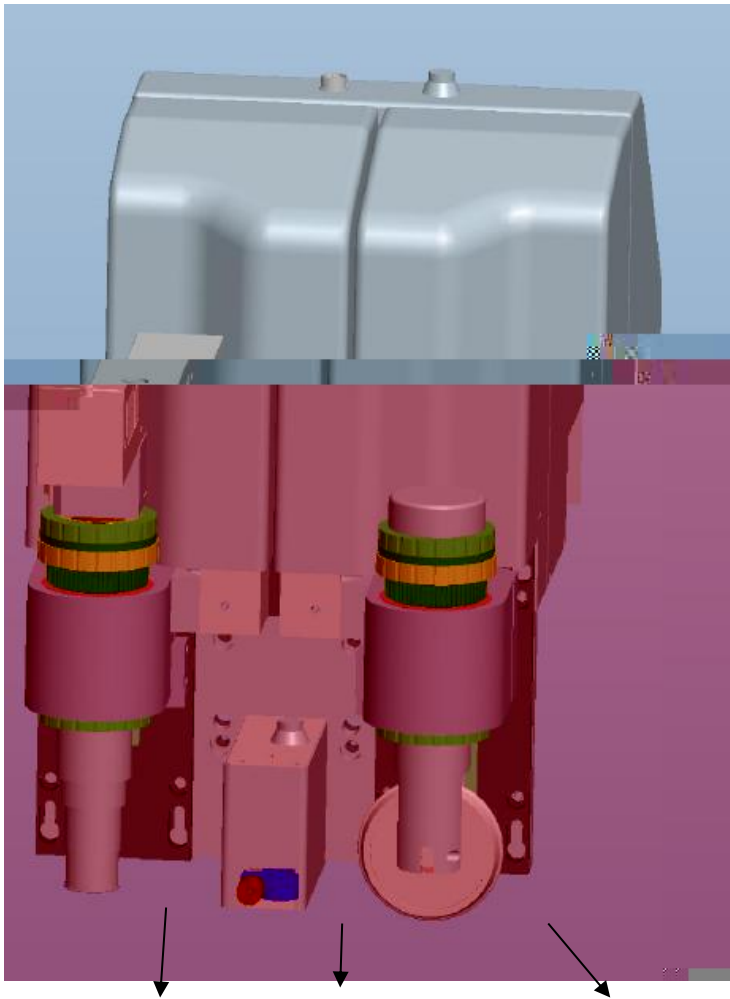


1-2

5mm

+

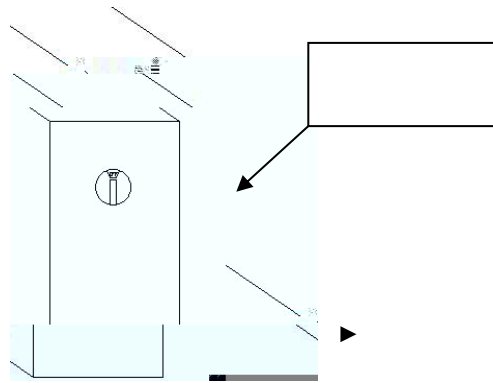




±

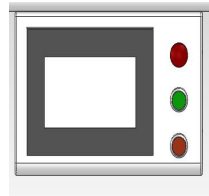
±

b



1-4


1)



(1)

(2)


10




ENTER

2)

OFF

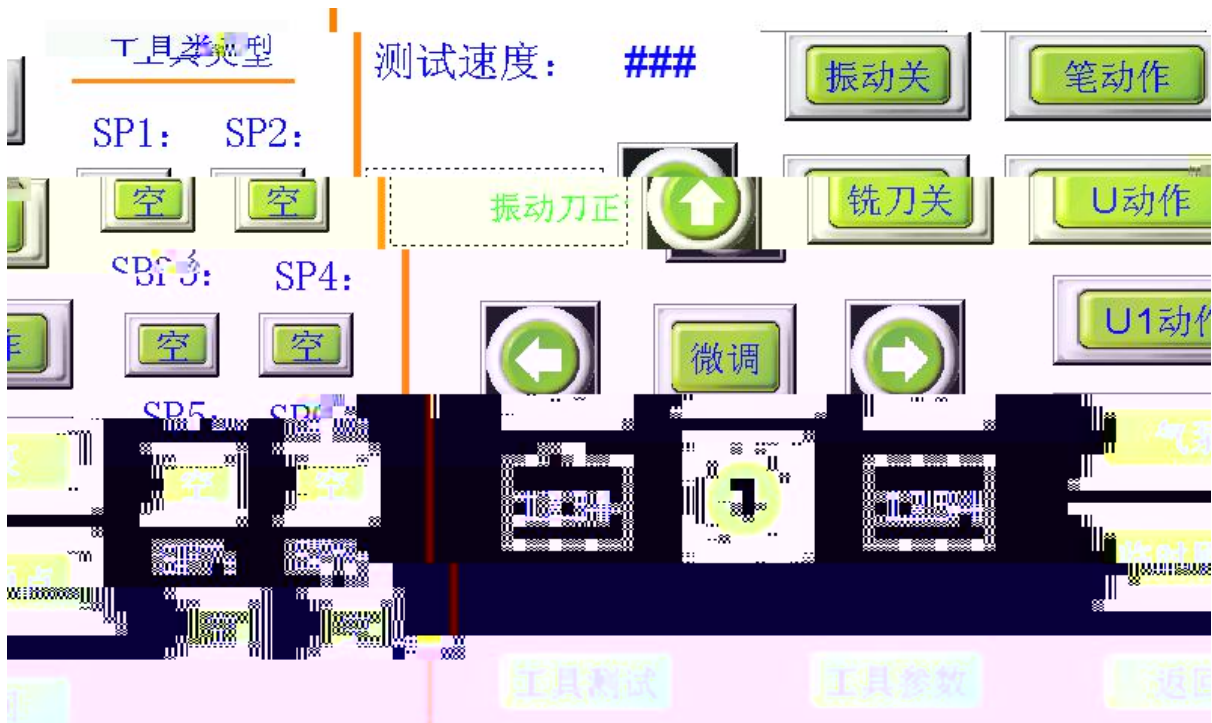




1 按键按下气泵开启，按键弹起气泵关闭。开机状态下如果未进行操作，切割时会自动打开吸风，切割完成后会自动关闭吸风

2

3



1



X" "



- 2 X" -"
- 3 Y" +"
- 4 Y" -"
- 5 /U/U1 /U/U1
- 6 0,0 ;
- 7 ;
- 8 X Y U U1 1/10
- 9
- 10

4

U当前位置: **12.34** 工具测试速度: **###** U1当前位置: **12.34**

中间深度: **##.##** 新深度: **##.##**

U深度: **##.##**

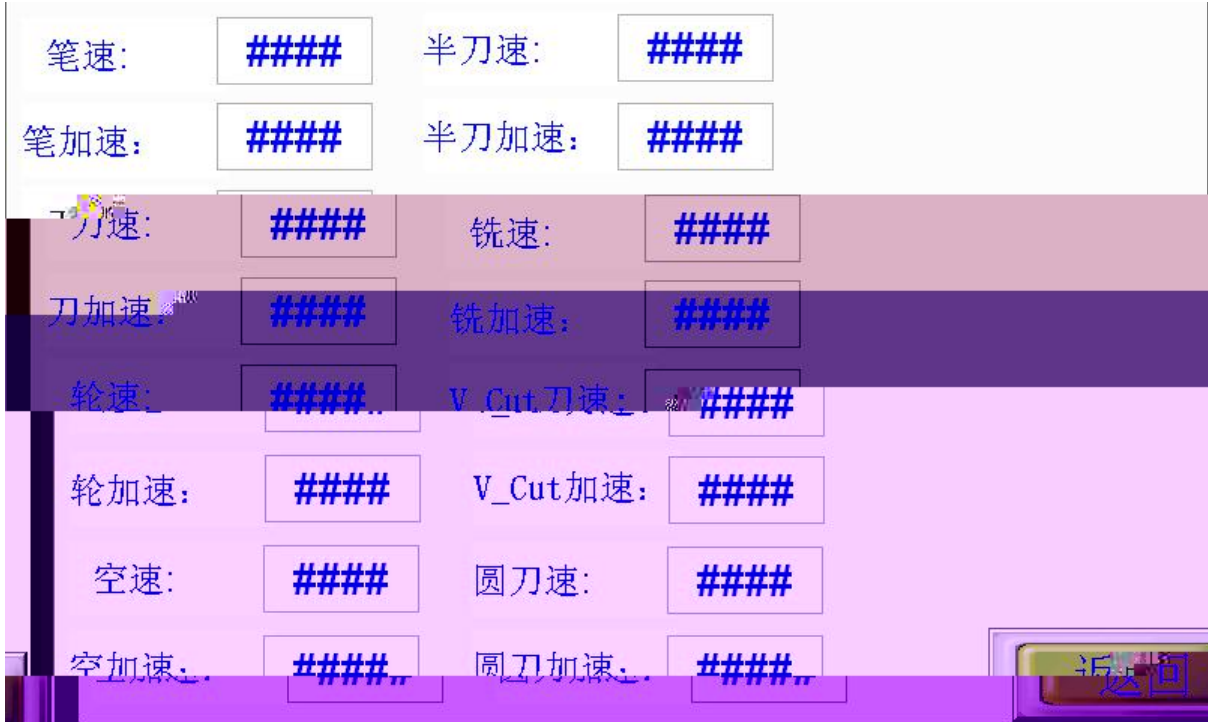
U1深度: **##.##**

振动力正

- 1 U " "
 - U
 - 2 U1 " "
 - U1 " "
 - 3 :
 - 4 :
 - 5 " "
- MM



6



- 1 系统
- 2 系统
- 3 系统
- 4
- 5
- 6
- 7
- 8
- 9
- 10
- 11 45° 45°
- 12 45° 45°
- 13
- 14
- 15
- 16

笔偏移Y:	###.#	下笔延迟:	###	半刀下具补偿:	###
笔偏移Y:	###.#	拾笔延迟:	###		
U偏移Y:	###.#	下刀平刃延迟:	###		
U偏移Y:	###.#	拾刀延迟:	###		
U1偏移Y:	###.#	U1旋转角度补偿:	###		
U1偏移Y:	###.#	U1旋转角	###		
				冲补偿前:	###
返回	校正 Y:	###		旋转力过冲补偿后:	###

- 1 X X
- 2 Y Y
- 3 U X X U
- 4 U Y Y U
- 5 U1 X X U1
- 6 U1 Y Y U1
- 7 X X
- 8 Y Y
- 9
- 10 N
- 11 N
- 12 N
- 13 U U
- 14 U1 U1
- 15
- 16
- 17



机器型号:

MTC03_1310

笔减速角:

##.#

笔停止角:

##.#

U手动旋转开关:

关

刀减速角:

##.#

刀停止角:

##.#

U1手动旋转开关:

关

算法角度:

####

算法长度:

#####

转角:

####

扭矩校正:

####

中文

恢复出厂设置

返回

1

2

3

4

5

6

7

8 U U1

9

振动刀正

复位

系统运行中!!!

暂停

当前工具:

无

空

123.4

当前位置:

1234

1234

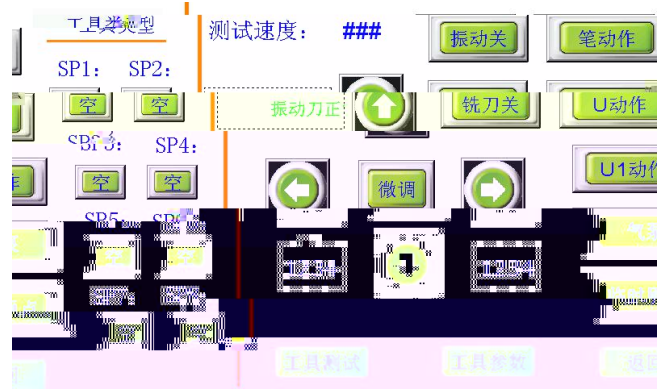
继续



" 192.168.0.26" IP " 192.168.0.250"
 4 Ethernet IP
 (5)

4


" " " X / " " Y
 / "
 "



2-5

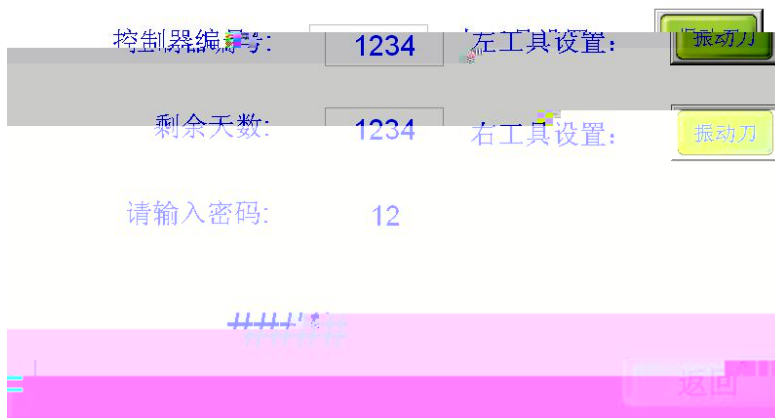


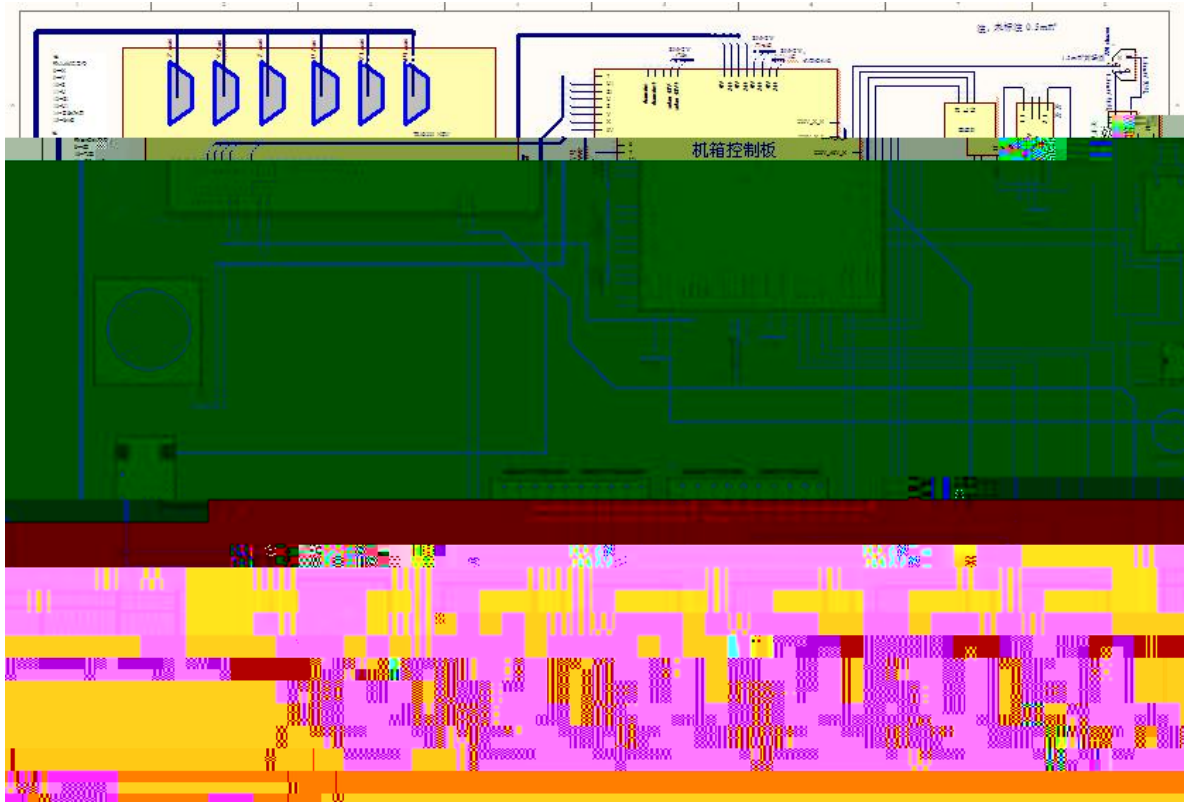
1)



2

ENTER







220V/ 380V, 8KW

	,	,
	220V	
		,



1

1-1

2

3

4

5

6

220V/380V± 10%/50HZ,

7

9

10

11

12



S Y D E A



U
U1
X
Y

U
U1

U
U1

V-Cut

V-Cut

V-Cut
V-Cut

V-Cut

X
Y

U X
U Y

U1 X
U1 Y
X
Y

U

U1

X
Y

X
Y

X
Y

